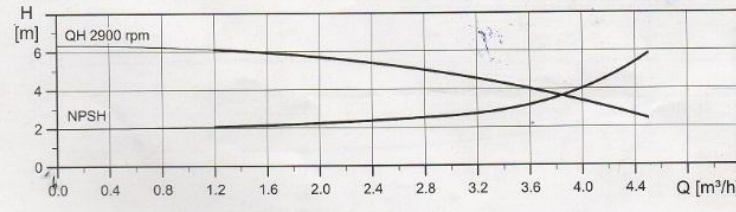
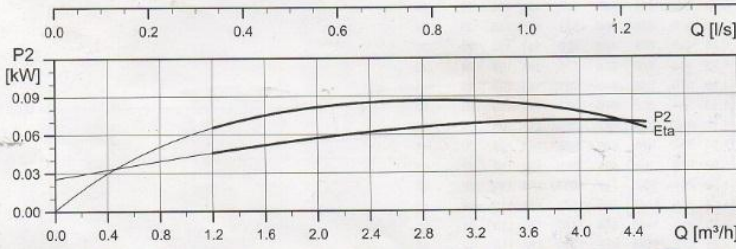
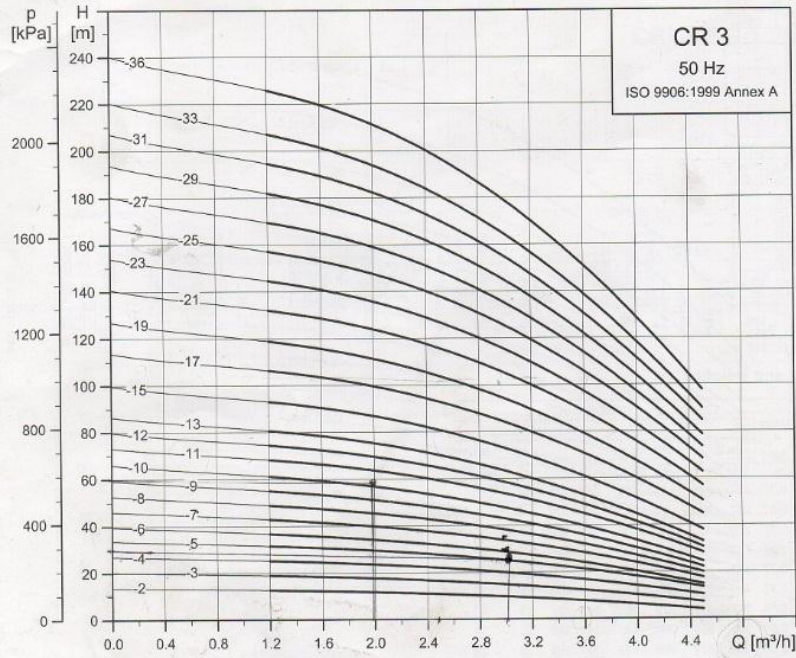


CR 3

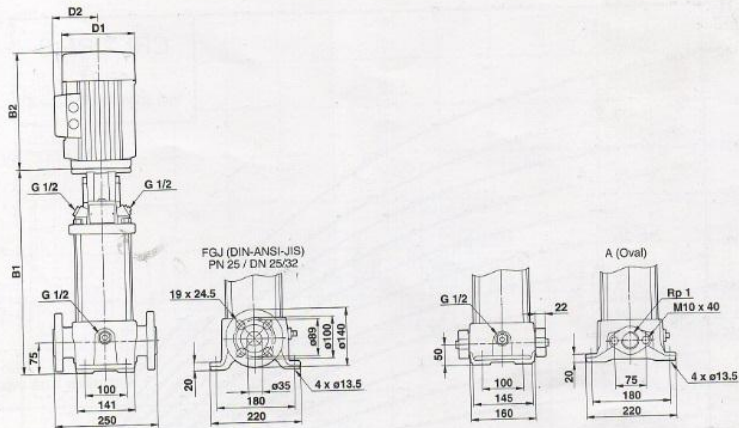
CR 3

CR 3



TM02 7282 1013

Dimensional sketch



TMO3 1721 2805

Dimensions and weights

Pump type	Motor P ₂ [kW]	CR							
		Dimension [mm]						Net weight [kg]	
		Oval flange		DIN flange		D1	D2	Oval flange	DIN flange
B1	B1+B2	B1	B1+B2						
CR 3-2	0.37	254	445	279	470	141	109	18	23
CR 3-3	0.37	254	445	279	470	141	109	18	23
CR 3-4	0.37	272	463	297	488	141	109	19	23
CR 3-5	0.37	290	481	315	506	141	109	19	24
CR 3-6	0.55	308	499	333	524	141	109	20	25
CR 3-7	0.55	326	517	351	542	141	109	21	25
CR 3-8	0.75	350	581	375	606	141	109	23	27
CR 3-9	0.75	368	599	393	624	141	109	23	28
CR 3-10	0.75	386	617	411	642	141	109	24	28
CR 3-11	1.1	404	655	429	680	141	109	26	31
CR 3-12	1.1	422	673	447	698	141	109	27	31
CR 3-13	1.1	440	691	465	716	141	109	27	32
CR 3-15	1.1	476	727	501	752	141	109	28	32
CR 3-17	1.5	528	809	553	834	178	110	36	40
CR 3-19	1.5	564	845	589	870	178	110	37	41
CR 3-21	2.2	600	921	625	946	178	110	38	42
CR 3-23	2.2	636	957	661	982	178	110	39	43
CR 3-25	2.2	-	-	697	1018	178	110	-	44
CR 3-27	2.2	-	-	733	1054	178	110	-	45
CR 3-29	2.2	-	-	769	1090	178	110	-	46
CR 3-31	3	-	-	809	1144	198	120	-	53
CR 3-33	3	-	-	845	1180	198	120	-	53
CR 3-36	3	-	-	899	1234	198	120	-	55